Hazard Communication

Overview – OSHA has made revisions to the 20+ year old Hazard Communications standard. The new standard follows the Global Harmonization System (GHS). There are new labeling requirement including signal words and pictograms. The MSDS format has also been changed and will be called a Safety Data Sheet (SDS). Training on the new system must be completed by December 2013. The rest of requirements must be completed by June 2015. You will be seeing both systems until then.

Labeling – New labels must include a product identifier, signal word, hazard statement, pictogram, precautionary statement and manufacturer information.

1. Product Identifier: name of the product
2. Pictograms – see next page
3. Signal word: Danger – more severe; Warning – less severe
4. Hazard statement: a statement assigned to a hazard class or category that describes the nature and degree of the hazard of the chemical. (i.e. Flammable)
5. Precautionary Statement – This is a statement that describes recommended measures that should be taken to minimize or prevent adverse effects resulting from exposure to a hazardous chemical or improper storage or handling.
6. Manufacture information- Includes Name, Telephone number and Address on label.

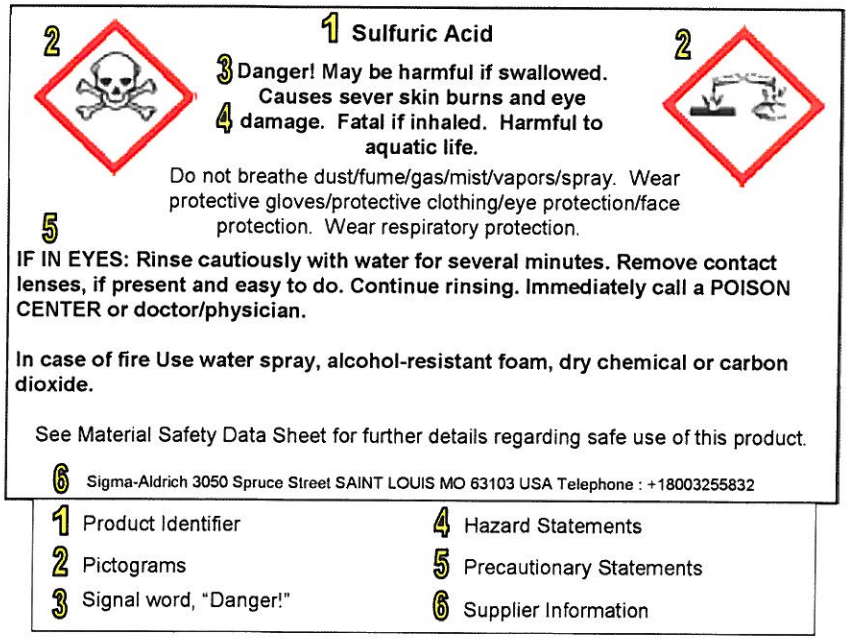

Know your hazards

GHS Labeling – Pictograms

Flame over circle

- Oxidizers

Skull and crossbones

- Acute toxicity (fatal or toxic)

Gas cylinder

- Gases under pressure

Flame

- Flammables
- Pyrophorics
- Self-heating
- Emits flammable gas
- Self reactives
- Organic peroxides

Health hazard

- Carcinogen
- Mutagenicity
- Reproductive toxicity
- Respiratory sensitizer
- Target organ toxicity
- Aspiration toxicity

Exploding bomb

- Explosives
- Self reactives
- Organic peroxides

Exclamation mark

- Irritant (skin and eye)
- Skin sensitizer
- Acute toxicity
- Narcotic effects
- Respiratory tract irritatant
- Hazardous to ozone layer (non-mandatory)

Corrosion

- Skin corrosion/burns
- Eye damage
- Corrosive to metals

Environment

- Aquatic toxicity

SDS – 16 sections

1. Product and Company Identification
2. Hazards Identification
3. Composition
4. First Aid Measures
5. Fire Fighting Measures
6. Accidental Release Measures
7. Handling and Storage
8. Exposure Controls/Personal Protection
9. Physical and Chemical Properties
10. Stability and Reactivity
11. Toxicological Information
12. Ecological Information
13. Disposal Considerations
14. Transport Information
15. Regulatory Information
16. Other Information

(M)SDS activity

Gasoline Safety Data Sheet (SDS) worksheet answers

1. What is this SDS for?

Gasoline

2. Who makes this product?

Tesoro Refining and Marketing Co

3. What is the recommended PPE when using this product?

Wear gloves, eye protection and face protection

4. What is the flash point of this product?

-5.8 oF (<-21 oC)

5. Under what section can I find first aid measures?

Section 4

6. Can this product be absorbed through the skin?

Yes

7. What is the NFPA health rating?

1

8. What are the physical characteristics of this product (smell, color)?

Clear to straw colored liquid with hydrocarbon-like odor

9. What are the physical and chemical hazards that are associated with this product?
   - Extremely flammable liquid and vapor.
   - May be fatal if swallowed and enters airways – do not siphon gasoline by mouth.
   - Suspected of causing blood cancer if repeated over-exposure by inhalation and/or skin contact occurs.
   - May cause damage to liver, kidneys and nervous system by repeated and prolonged inhalation or skin contact. Causes eye irritation. Can be absorbed through skin.
   - May cause drowsiness or dizziness. Extreme exposure such as intentional inhalation may cause unconsciousness, asphyxiation and death.
   - Repeated or prolonged skin contact can cause irritation and dermatitis.
   - Harmful to aquatic life.

Safety Data Sheet
Gasoline, Unleaded

NFPA:

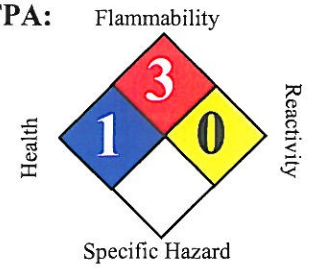

TESORO

SECTION 1. PRODUCT AND COMPANY IDENTIFICATION

Product name	:	Gasoline, Unleaded			
Synonyms	:	Blend of Highly Flammable Petroleum Distillates, Regular, Mid-Grade, Premium, 888100008809			
SDS Number	:	888100008809	**Version**	:	1.1
Product Use Description	:	Fuel			
Company	:	For: Tesoro Refining & Marketing Co. 19100 Ridgewood Parkway, San Antonio, TX 78259			
Tesoro Call Center	:	(877) 783-7676	**Chemtrec (Emergency Contact)**	:	(800) 424-9300

SECTION 2. HAZARDS IDENTIFICATION

Classifications : Flammable Liquid – Category 1 or 2 depending on formulation.
Aspiration Hazard – Category 1
Carcinogenicity – Category 2
Specific Target Organ Toxicity (Repeated Exposure) – Category 2
Specific Target Organ Toxicity (Single Exposure) – Category 3
Skin Irritation – Category 2
Eye Irritation – Category 2B
Chronic Aquatic Toxicity – Category 2

Pictograms :

Signal Word : **Danger**

Hazard Statements

Extremely flammable liquid and vapor.
May be fatal if swallowed and enters airways – do not siphon gasoline by mouth.
Suspected of causing blood cancer if repeated over-exposure by inhalation and/or skin contact occurs.
May cause damage to liver, kidneys and nervous system by repeated and prolonged inhalation or skin contact. Causes eye irritation. Can be absorbed through skin.
May cause drowsiness or dizziness. Extreme exposure such as intentional inhalation may cause unconsciousness, asphyxiation and death.
Repeated or prolonged skin contact can cause irritation and dermatitis.

Harmful to aquatic life.

Precautionary statements

Prevention : Obtain special instructions before use.
Do not handle until all safety precautions have been read and understood.
Keep away from heat, sparks, open flames, welding and hot surfaces.
No smoking.
Keep container tightly closed.
Ground and/or bond container and receiving equipment.
Use explosion-proof electrical equipment.
Use only non-sparking tools (if tools are used in flammable atmosphere).
Take precautionary measures against static discharge.
Wear gloves, eye protection and face protection (as needed to prevent skin and eye contact with liquid).
Wash hands or liquid-contacted skin thoroughly after handling.
Do not eat, drink or smoke when using this product.
Do not breathe vapors.
Use only outdoors or in a well-ventilated area.

Response : In case of fire: Use dry chemical, CO2, water spray or fire fighting foam to extinguish.
If swallowed: Immediately call a poison center, doctor, hospital emergency room, medical clinic or 911. Do NOT induce vomiting. Rinse mouth.
If on skin (or hair): Take off immediately all contaminated clothing. Rinse skin with water/shower.
If in eye: Rinse cautiously with water for several minutes. Remove contact lenses, if present and easy to do. Continue rinsing.
If skin or eye irritation persists, get medical attention.
If inhaled: Remove person to fresh air and keep comfortable for breathing.
Get medical attention if you feel unwell.

Storage : Store in a well ventilated place. Keep cool. Store locked up. Keep container tightly closed . Use only approved containers. Some containers not approved for gasoline may dissolve and release flammable gasoline liquid and vapors.

Disposal : Dispose of contents/containers to approved disposal site in accordance with local, regional, national, and/or international regulations.

SECTION 3. COMPOSITION/INFORMATION ON INGREDIENTS

Component	CAS-No.	Weight %
Gasoline, natural; Low boiling point naphtha	8006-61-9	10 - 30%
Toluene	108-88-3	10 - 30%
Xylene	1330-20-7	10 - 30%
Ethanol; ethyl alcohol	64-17-5	0-8.2%
Trimethylbenzene	25551-13-7	1 - 5%
Isopentane; 2-methylbutane	78-78-4	1 - 5%

Naphthalene	91-20-3	1 - 5%
Benzene	71-43-2	Less than 1.3%
Pentane	109-66-0	1 - 5%
Cyclohexane	110-82-7	1 - 5%
Ethylbenzene	100-41-4	1 - 5%
Butane	106-97-8	1 - 20%
Heptane [and isomers]	142-82-5	0.5 - 0.75%
N-hexane	110-54-3	0.5 - 0.75%

SECTION 4. FIRST AID MEASURES

Inhalation : If inhaled, remove to fresh air. If not breathing, give artificial respiration. If breathing is difficult, give oxygen. Seek medical attention immediately.

Skin contact : In case of contact, immediately flush skin with plenty of water. Take off contaminated clothing and shoes immediately. Wash contaminated clothing before re-use. Contaminated leather, particularly footwear, must be discarded. Note that contaminated clothing may be a fire hazard. Seek medical advice if symptoms persist or develop.

Eye contact : Remove contact lenses. Rinse immediately with plenty of water, also under the eyelids, for at least 15 minutes. Seek medical advice if symptoms persist or develop.

Ingestion : Do NOT induce vomiting. Never give anything by mouth to an unconscious person. Obtain medical attention.

Notes to physician : Symptoms: Dizziness, Discomfort, Headache, Nausea, Kidney disorders, Liver disorders. Aspiration may cause pulmonary edema and pneumonitis. Swallowing gasoline is more likely to be fatal for small children than adults, even if aspiration does not occur.

SECTION 5. FIRE-FIGHTING MEASURES

Suitable extinguishing media : SMALL FIRES: Any extinguisher suitable for Class B fires, dry chemical, CO2, water spray or fire fighting foam. LARGE FIRES: Water spray, fog or fire fighting foam. Water may be ineffective for fighting the fire, but may be used to cool fire-exposed containers. Keep containers and surroundings cool with water spray.

Specific hazards during fire fighting : Extremely flammable liquid and vapor. This material is combustible/flammable and is sensitive to fire, heat, and static discharge.

Special protective equipment for fire-fighters : Firefighting activities that may result in potential exposure to high heat, smoke or toxic by-products of combustion should require NIOSH/MSHA- approved pressure-demand self-contained breathing apparatus with full facepiece and full protective clothing.

Further information : Isolate area around container involved in fire. Cool tanks, shells, and containers exposed to fire and excessive heat with water. For massive fires the use of unmanned hose holders or monitor nozzles may be advantageous to further minimize personnel exposure. Major fires may require withdrawal, allowing the tank to burn. Large storage tank fires typically require specially trained personnel and equipment to extinguish the fire, often including the need for properly applied fire fighting foam. Exposure to decomposition products may be a hazard to health. Use extinguishing measures that are appropriate to local circumstances and the surrounding environment. Use water spray to cool unopened containers. Fire residues and contaminated fire extinguishing water must be disposed of in accordance with local regulations.

SECTION 6. ACCIDENTAL RELEASE MEASURES

Personal precautions : Evacuate personnel to safe areas. Ventilate the area. Remove all sources of ignition. Response and clean-up crews must be properly trained and must utilize proper protective equipment (see Section 8).

Environmental precautions : Discharge into the environment must be avoided. If the product contaminates rivers and lakes or drains inform respective authorities.

Methods for cleaning up : Contain and collect spillage with non-combustible absorbent material, (e.g. sand, earth, diatomaceous earth, vermiculite) and place in container for disposal according to local / national regulations.

SECTION 7. HANDLING AND STORAGE

Precautions for safe handling : Keep away from fire, sparks and heated surfaces. No smoking near areas where material is stored or handled. The product should only be stored and handled in areas with intrinsically safe electrical classification.

Hydrocarbon liquids including this product can act as a non-conductive flammable liquid (or static accumulators), and may form ignitable vapor-air mixtures in storage tanks or other containers. Precautions to prevent static-initated fire or explosion during transfer, storage or handling, include but are not limited to these examples:

(1) Ground and bond containers during product transfers. Grounding and bonding may not be adequate protection to prevent ignition or explosion of hydrocarbon liquids and vapors that are static accumulators.
(2) Special slow load procedures for "switch loading" must be followed to avoid the static ignition hazard that can exist when higher flash point material (such as fuel oil or diesel) is loaded into tanks previously containing low flash point products (such gasoline or naphtha).
(3) Storage tank level floats must be effectively bonded.

For more information on precautions to prevent static-initated fire or explosion, see NFPA 77, Recommended Practice on Static Electricity (2007), and API Recommended Practice 2003, Protection Against Ignitions Arising Out of Static, Lightning, and Stray Currents (2008).

Conditions for safe storage, including incompatibilities : Keep away from flame, sparks, excessive temperatures and open flame. Use approved containers. Keep containers closed and clearly labeled. Empty or partially full product containers or vessels may contain explosive vapors. Do not pressurize, cut, heat, weld or expose containers to sources of ignition. Store in a well-ventilated area. The storage area should comply with NFPA 30 "Flammable and Combustible Liquid Code". The cleaning of tanks previously containing this product should follow API Recommended Practice (RP) 2013 "Cleaning Mobile Tanks In Flammable and Combustible Liquid Service" and API RP 2015 "Cleaning Petroleum Storage Tanks".

Reports suggest that government-mandated ethanol, if present, may not be compatible with fiberglass gasoline tanks. Ethanol may dissolve fiberglass resin, causing engine damage and possibly allow leakage of explosive gasoline.

Keep away from food, drink and animal feed. Incompatible with oxidizing agents. Incompatible with acids.

No decomposition if stored and applied as directed. Emergency eye wash capability should be available in the near proximity to operations presenting a potential splash exposure. Store only in containers approved and labeled for gasoline.

SECTION 8. EXPOSURE CONTROLS / PERSONAL PROTECTION

Exposure Guidelines

List	Components	CAS-No.	Type:	Value
OSHA	Benzene	71-43-2	TWA	1 ppm
		71-43-2	STEL	5 ppm
		71-43-2	OSHA_ACT	0.5 ppm
OSHA Z1	Xylene	1330-20-7	PEL	100 ppm 435 mg/m3
	Ethanol; Ethyl alcohol	64-17-5	PEL	1,000 ppm 1,900 mg/m3
	Naphthalene	91-20-3	PEL	10 ppm 50 mg/m3
	Cyclohexane	110-82-7	PEL	300 ppm 1,050 mg/m3
	Ethylbenzene	100-41-4	PEL	100 ppm 435 mg/m3
	Heptane [and isomers]	142-82-5	PEL	500 ppm 2,000 mg/m3
	N-hexane	110-54-3	PEL	500 ppm 1,800 mg/m3
ACGIH	Toluene	108-88-3	TWA	50 ppm
	Xylene	1330-20-7	TWA	100 ppm
		1330-20-7	STEL	150 ppm
	Ethanol; Ethyl alcohol	64-17-5	TWA	1,000 ppm
	Trimethylbenzene	25551-13-7	TWA	25 ppm
	Isopentane; 2-Methylbutane	78-78-4	TWA	600 ppm
	Naphthalene	91-20-3	TWA	10 ppm
		91-20-3	STEL	15 ppm
	Benzene	71-43-2	TWA	0.5 ppm
		71-43-2	STEL	2.5 ppm
	Pentane	109-66-0	TWA	600 ppm
	Cyclohexane	110-82-7	TWA	100 ppm
	Ethylbenzene	100-41-4	TWA	100 ppm
		100-41-4	STEL	125 ppm
	Heptane [and isomers]	142-82-5	TWA	400 ppm
		142-82-5	STEL	500 ppm

	N-hexane	110-54-3	TWA	50 ppm

Engineering measures : Use adequate ventilation to keep gas and vapor concentrations of this product below occupational exposure and flammability limits, particularly in confined spaces. Use only intrinsically safe electrical equipment approved for use in classified areas.

Eye protection : Safety glasses or goggles are recommended where there is a possibility of splashing or spraying. Ensure that eyewash stations and safety showers are close to the workstation location.

Hand protection : Gloves constructed of nitrile or neoprene are recommended. Consult manufacturer specifications for further information.

Skin and body protection : If needed to prevent skin contact, chemical protective clothing such as of DuPont TyChem®, Saranex or equivalent recommended based on degree of exposure. Flame resistant clothing such as Nomex ® is recommended in areas where material is stored or handled.

Respiratory protection : A NIOSH/ MSHA-approved air-purifying respirator with organic vapor cartridges or canister may be permissible under certain circumstances where airborne concentrations are or may be expected to exceed exposure limits or for odor or irritation. Protection provided by air-purifying respirators is limited. Refer to OSHA 29 CFR 1910.134, ANSI Z88.2-1992, NIOSH Respirator Decision Logic, and the manufacturer for additional guidance on respiratory protection selection. Use a NIOSH/ MSHA-approved positive-pressure supplied-air respirator if there is a potential for uncontrolled release, exposure levels are not known, in oxygen-deficient atmospheres, or any other circumstance where an air-purifying respirator may not provide adequate protection.

Work / Hygiene practices : Emergency eye wash capability should be available in the near proximity to operations presenting a potential splash exposure. Use good personal hygiene practices. Avoid repeated and/or prolonged skin exposure. Wash hands before eating, drinking, smoking, or using toilet facilities. Do not use as a cleaning solvent on the skin. Do not use solvents or harsh abrasive skin cleaners for washing this product from exposed skin areas. Waterless hand cleaners are effective. Promptly remove contaminated clothing and launder before reuse. Use care when laundering to prevent the formation of flammable vapors which could ignite via washer or dryer. Consider the need to discard contaminated leather shoes and gloves.

SECTION 9. PHYSICAL AND CHEMICAL PROPERTIES

Appearance : Clear to straw colored liquid

Odor : Characteristic hydrocarbon-like

Odor threshold 0.5 - 1.1 ppm

pH : Not applicable

Melting point/freezing point About -101°C (-150°F)

Initial boiling point & range Boiling point varies: 30 – 200°C (85 – 392°F)

Flash point < -21°C (-5.8°F)

Evaporation rate : Higher initially and declining as lighter components evaporate

Flammability (solid, gas) : Flammable vapor released by liquid

Upper explosive limit	7.6 %(V)
Lower explosive limit	1.3 %(V)
Vapor pressure	345 - 1,034 hPa at 37.8 °C (100.0 °F)
Vapor density (air = 1)	Approximately 3 to 4
Relative density (water = 1)	0.8 g/mL
Solubility (in water)	Negligible
Partition coefficient (n-octanol/water)	2 – 7 as log Pow
Auto-ignition temperature	Approximately 250°C (480°F)
Decomposition temperature	Will evaporate or boil and possibly ignite before decomposition occurs.
Kinematic viscosity	0.64 to 0.88 mm^2/s range reported for gasoline
Conductivity (conductivity can be reduced by environmental factors such as a decrease in temperature)	: Hydrocarbon liquids without static dissipater additive may have conductivity below 1 picoSiemens per meter (pS/m). The highest electro-static ignition risks are associated with "ultra-low conductivities" below 5 pS/m. See Section 7 for sources of information on defining safe loading and handling procedures for low conductivity products.

SECTION 10. STABILITY AND REACTIVITY

Reactivity	: Vapors may form explosive mixture with air. Hazardous polymerization does not occur.
Chemical stability	: Stable under normal conditions.
Possibility of hazardous reactions	Can react with strong oxidizing agents, peroxides, alkaline products and strong acids. Contact with nitric and sulfuric acids will form nitrocresols that can decompose violently.
Conditions to avoid	: Avoid high temperatures, open flames, sparks, welding, smoking and other ignition sources. Avoid static charge accumulation and discharge (see Section 7).
Hazardous decomposition products	: Ignition and burning can release carbon monoxide, carbon dioxide and non-combusted hydrocarbons (smoke).

SECTION 11. TOXICOLOGICAL INFORMATION

Skin contact	: Irritating to skin. Can be partially absorbed through skin.
Eye contact	: Irritating to eyes.
Ingestion	: Aspiration hazard if liquid is inhaled into lungs, particularly from vomiting after ingestion. Aspiration may result in chemical pneumonia, severe lung damage, respiratory failure and even death. Ingestion may cause gastrointestinal disturbances, including irritation, nausea, vomiting and diarrhea, and central nervous (brain) effects similar to alcohol intoxication. In severe cases, tremors, convulsions, loss of consciousness, coma, respiratory arrest and death may occur.

Inhalation and further information

Acute toxicity of benzene results primarily from depression of the central nervous system (CNS). Inhalation of concentrations over 50 ppm can produce headache, lassitude, weariness, dizziness, drowsiness, over excitation. Exposure to very high levels can result in unconsciousness and death.

Repeated over-exposure may cause liver and kidney injuries.
Components of the product may affect the nervous system.

IARC has determined that gasoline and gasoline exhaust are possibly carcinogenic in humans. Inhalation exposure to completely vaporized unleaded gasoline caused kidney cancers in male rats and liver tumors in female mice. The U.S. EPA has determined that the male kidney tumors are species-specific and are irrelevant for human health risk assessment. The significance of the tumors seen in female mice is not known. Exposure to light hydrocarbons in the same boiling range as this product has been associated in animal studies with effects to the central and peripheral nervous systems, liver, and kidneys. The significance of these animal models to predict similar human response to gasoline is uncertain.
This product contains benzene. Human health studies indicate that prolonged and/or repeated overexposure to benzene may cause damage to the blood-forming system (particularly bone marrow), and serious blood disorders such as aplastic anemia and leukemia. Benzene is listed as a human carcinogen by the NTP, IARC, OSHA and ACGIH.

Component:

Gasoline, natural; Low boiling point naphtha	8006-61-9	Acute oral toxicity: LD50 rat Dose: 18.8 mg/kg Acute inhalation toxicity: LC50 rat Dose: 20.7 mg/l Exposure time: 4 h Skin irritation: Classification: Irritating to skin. Result: Mild skin irritation Eye irritation: Classification: Irritating to eyes. Result: Moderate eye irritation
Toluene	108-88-3	Acute oral toxicity: LD50 rat Dose: 636 mg/kg Acute dermal toxicity: LD50 rabbit Dose: 12,124 mg/kg Acute inhalation toxicity: LC50 rat Dose: 49 mg/l Exposure time: 4 h Skin irritation: Classification: Irritating to skin. Result: Mild skin irritation Prolonged skin contact may defat the skin and produce dermatitis. Eye irritation: Classification: Irritating to eyes. Result: Mild eye irritation
Xylene	1330-20-7	Acute oral toxicity: LD50 rat Dose: 2,840 mg/kg Acute dermal toxicity: LD50 rabbit Dose: ca. 4,500 mg/kg Acute inhalation toxicity: LC50 rat Dose: 6,350 mg/l Exposure time: 4 h Skin irritation: Classification: Irritating to skin. Result: Mild skin irritation

		Repeated or prolonged exposure may cause skin irritation and dermatitis, due to degreasing properties of the product. Eye irritation: Classification: Irritating to eyes. Result: Mild eye irritation
Ethanol; Ethyl alcohol	64-17-5	Acute oral toxicity: LD50 rat Dose: 6,200 mg/kg Acute dermal toxicity: LD50 rabbit Dose: 19,999 mg/kg Acute inhalation toxicity: LC50 rat Dose: 8,001 mg/l Exposure time: 4 h Skin irritation: Classification: Irritating to skin. Result: Mild skin irritation Prolonged skin contact may cause skin irritation and/or dermatitis. Eye irritation: Classification: Irritating to eyes. Result: Mild eye irritation Mild eye irritation
Naphthalene	91-20-3	Acute oral toxicity: LD50 rat Dose: 2,001 mg/kg Acute dermal toxicity: LD50 rat Dose: 2,501 mg/kg Acute inhalation toxicity: LC50 rat Dose: 101 mg/l Exposure time: 4 h Skin irritation: Classification: Irritating to skin. Result: Mild skin irritation Eye irritation: Classification: Irritating to eyes. Result: Mild eye irritation Carcinogenicity: N11.00422130
Benzene	71-43-2	Acute oral toxicity: LD50 rat Dose: 930 mg/kg Acute inhalation toxicity: LC50 rat Dose: 44 mg/l Exposure time: 4 h Skin irritation: Classification: Irritating to skin. Result: Mild skin irritation Repeated or prolonged exposure may cause skin irritation and dermatitis, due to degreasing properties of the product. Eye irritation: Classification: Irritating to eyes. Result: Risk of serious damage to eyes.
Pentane	109-66-0	Acute oral toxicity: LD50 rat Dose: 2,001 mg/kg Acute inhalation toxicity: LC50 rat Dose: 364 mg/l Exposure time: 4 h Skin irritation: Repeated or prolonged exposure may cause skin irritation and dermatitis, due to degreasing properties of the product. Eye irritation: Classification: Irritating to eyes. Result: Mild eye irritation
Cyclohexane	110-82-7	Acute dermal toxicity: LD50 rabbit Dose: 2,001 mg/kg Acute inhalation toxicity: LC50 rat Dose: 14 mg/l Exposure time: 4 h

		Skin irritation: Classification: Irritating to skin. Result: Skin irritation Eye irritation: Classification: Irritating to eyes. Result: Mild eye irritation
Ethylbenzene	100-41-4	Acute oral toxicity: LD50 rat Dose: 3,500 mg/kg Acute dermal toxicity: LD50 rabbit Dose: 15,500 mg/kg Acute inhalation toxicity: LC50 rat Dose: 18 mg/l Exposure time: 4 h Skin irritation: Classification: Irritating to skin. Result: Mild skin irritation Eye irritation: Classification: Irritating to eyes. Result: Risk of serious damage to eyes.
Heptane [and isomers]	142-82-5	Acute oral toxicity: LD50 rat Dose: 15,001 mg/kg Acute inhalation toxicity: LC50 rat Dose: 103 g/m3 Exposure time: 4 h Skin irritation: Classification: Irritating to skin. Result: Skin irritation Repeated or prolonged exposure may cause skin irritation and dermatitis, due to degreasing properties of the product. Eye irritation: Classification: Irritating to eyes. Result: Mild eye irritation
N-hexane	110-54-3	Acute oral toxicity: LD50 rat Dose: 25,000 mg/kg Acute dermal toxicity: LD50 rabbit Dose: 2,001 mg/kg Acute inhalation toxicity: LC50 rat Dose: 171.6 mg/l Exposure time: 4 h Skin irritation: Classification: Irritating to skin. Result: Skin irritation Eye irritation: Classification: Irritating to eyes. Result: Mild eye irritation Teratogenicity: N11.00418960

Carcinogenicity

NTP	:	Naphthalene (CAS-No.: 91-20-3) Benzene (CAS-No.: 71-43-2)
IARC	:	Gasoline, natural; Low boiling point naphtha (CAS-No.: 8006-61-9) Naphthalene (CAS-No.: 91-20-3) Benzene (CAS-No.: 71-43-2) Ethylbenzene (CAS-No.: 100-41-4)
OSHA	:	Benzene (CAS-No.: 71-43-2)
CA Prop 65	:	WARNING! This product contains a chemical known to the State of California to cause birth defects or other reproductive harm. Toluene (CAS-No.: 108-88-3)

Benzene (CAS-No.: 71-43-2)

SECTION 12. ECOLOGICAL INFORMATION

Additional ecological information : Keep out of sewers, drainage areas, and waterways. Report spills and releases, as applicable, under Federal and State regulations.

Component:

Toluene	108-88-3	Toxicity to fish LC50 Species Carassius auratus (goldfish) Dose: 13 mg/l Exposure time: 96 h Acute and prolonged toxicity for aquatic invertebrates: EC50 Species Daphnia magna (Water flea) Dose: 11.5 mg/l Exposure time: 48 h Toxicity to algae: IC50 Species Selenastrum capricornutum (green algae) Dose: 12 mg/l Exposure time: 72 h
Ethanol; Ethyl alcohol	64-17-5	Toxicity to fish LC50 Species Leuciscus idus (Golden orfe) Dose: 8,140 mg/l Exposure time: 48 h Acute and prolonged toxicity for aquatic invertebrates: EC50 Species Daphnia magna (Water flea) Dose: 9,268 - 14,221 mg/l Exposure time: 48 h
Isopentane; 2-Methylbutane	78-78-4	Toxicity to fish LC50 Species Oncorhynchus mykiss (rainbow trout) Dose: 3.1 mg/l Exposure time: 96 h Acute and prolonged toxicity for aquatic invertebrates: EC50 Species Daphnia magna (Water flea) Dose: 2.3 mg/l Exposure time: 96 h
Naphthalene	91-20-3	Toxicity to algae: EC50 Species Dose: 33 mg/l Exposure time: 24 h
Pentane	109-66-0	Acute and prolonged toxicity for aquatic invertebrates: EC50 Species Daphnia magna (Water flea) Dose: 9.74 mg/l Exposure time: 48 h
Cyclohexane	110-82-7	Acute and prolonged toxicity for aquatic invertebrates: EC50 Species Daphnia magna (Water flea) Dose: 3.78 mg/l Exposure time: 48 h

Heptane [and isomers]	142-82-5	Toxicity to fish LC50 Species Carassius auratus (goldfish) Dose: 4 mg/l Exposure time: 24 h Acute and prolonged toxicity for aquatic invertebrates: EC50 Species Daphnia magna (Water flea) Dose: 1.5 mg/l Exposure time: 48 h
N-hexane	110-54-3	Toxicity to fish LC50 Species Pimephales promelas (fathead minnow) Dose: 2.5 mg/l Exposure time: 96 h Acute and prolonged toxicity for aquatic invertebrates: EC50 Species Daphnia magna (Water flea) Dose: 2.1 mg/l Exposure time: 48 h

SECTION 13. DISPOSAL CONSIDERATIONS

Disposal : Dispose of container and unused contents in accordance with federal, state and local requirements.

SECTION 14. TRANSPORT INFORMATION

CFR

Proper shipping name	: Petrol
UN-No.	: 1203
Class	: 3
Packing group	: II

TDG

Proper shipping name	: Gasoline
UN-No.	: UN1203
Class	: 3
Packing group	: II

IATA Cargo Transport

UN UN-No.	: UN1203
Description of the goods	: Gasoline
Class	: 3
Packaging group	: II
ICAO-Labels	: 3
Packing instruction (cargo aircraft)	: 364
Packing instruction (cargo aircraft)	: Y341

IATA Passenger Transport

UN UN-No.	: UN1203
Description of the goods	: Gasoline
Class	: 3

	Packaging group	: II
	ICAO-Labels	: 3
	Packing instruction (passenger aircraft)	: 353
	Packing instruction (passenger aircraft)	: Y341
IMDG-Code		
	UN-No.	: UN 1203
	Description of the goods	: Gasoline
	Class	: 3
	Packaging group	: II
	IMDG-Labels	: 3
	EmS Number	: F-E S-E
	Marine pollutant	: No

SECTION 15. REGULATORY INFORMATION

OSHA Hazards : Flammable liquid
Highly toxic by ingestion
Moderate skin irritant
Severe eye irritant
Carcinogen

TSCA Status : On TSCA Inventory

DSL Status : . All components are on the Canadian DSL list.

SARA 311/312 Hazards : Fire Hazard
Acute Health Hazard
Chronic Health Hazard

CERCLA SECTION 103 and SARA SECTION 304 (RELEASE TO THE ENVIROMENT)
The CERCLA definition of hazardous substances contains a "petroleum exclusion" clause which exempts crude oil. Fractions of crude oil, and products (both finished and intermediate) from the crude oil refining process and any indigenous components of such from the CERCLA Section 103 reporting requirements. However, other federal reporting requirements, including SARA Section 304, as well as the Clean Water Act may still apply.

California Prop. 65 : WARNING! This product contains a chemical known to the State of California to cause birth defects or other reproductive harm.

Toluene	108-88-3
Benzene	71-43-2

SECTION 16. OTHER INFORMATION

Further information

The information provided in this Safety Data Sheet is correct to the best of our knowledge, information and belief at the date of its publication. The information given is designed only as guidance for safe handling, use, processing, storage, transportation, disposal and release and is not to be considered a warranty or quality specification. The information relates only to the specific material designated and may not be valid for such material used in combination with any other materials or in any process, unless specified in the text.

Revision Date : 08/09/2012

6, 8, 10, 12, 14, 16, 64, 68, 91, 112, 306, 1092, 1106, 1500, 1570, 1571, 1651, 1652, 1654, 1700, 1701, 1702, 1710, 1711, 1714, 1726, 1729, 1730, 1732, 1733, 1826, 1848, 1880, 1950

Hazardous Waste

General Procedures

1. EHS will pick up unwanted chemicals and chemical waste
2. Chemicals must be compatible with the container
3. Containers must be labeled "Waste" and include the chemical name
4. Containers must always be kept closed unless actively adding waste
5. Containers should be no more than 95% full to allow for expansion
6. Containers must have a screw cap closure or equivalent.
7. Date container when full.
8. Submit the Hazardous Waste disposal form found on EHS website (www.ehs.wvu.edu)

Emergency Procedures for large chemical spills or small spills of extremely dangerous or toxic substances.

1. Dial 9-911 from campus phones or 911 from other phones if emergency services (Fire, Ambulances or County Haz Mat Team are needed.)
2. Notify your Supervisor
3. Report spill to EHS (John Hando is the Primary Emergency Coordinator; Joyce Moore and Paul Porter are Secondary Emergency Coordinators)
4. Evacuation- If deemed necessary you should proceed to the nearest exit, pre- plan a secondary route of evacuation from your work area, in the event your primary route is blocked.

When calling 911, be sure to give:

1. Your location (Building & Room #)
2. Injuries, if any
3. What happened: spill, fire, explosion, other release
4. What wastes or materials are involved
5. Estimated amount
6. Potential or actual off-site contamination
7. Name of your Supervisor/Director

Used Oil

General Procedures

1. Every container holding used oil must be marked or labeled.
2. Must be labeled **Used Oil** ("Waste Oil" is wrong – violations have and will be issued.)
3. Containers must be kept closed.

4. Transformer Oil can contain PCB's. Do not mix with used motor oil. Contact EHS for PCB testing.

Spill Procedures

1. Must immediately stop the release and clean up all spills.
2. Used oil contaminated soil must have a hazardous waste determination performed, contact EHS for assistance.
3. If it was a large spill or outside, notify your supervisor.
4. If spill was outside, or went down the drain, then spill must be reported, contact EHS.

Universal Waste

- Subset of hazardous waste
- Includes batteries, lamps, pesticides and mercury containing equipment

General Procedures

1. Labeling requirements
    - Used batteries, used lamps, used mercury containing equipment or universal waste – pesticides (original label is required for pesticides)
    - Date when first item is placed in the container or when taken out of service.
2. Container requirements
    - Must be marked and labeled
    - Keep containers closed
    - Keep containers in good condition
    - Containers must be free of holes (not even handle holes in lamp boxes)
    - Minimize releases to the environment. Be careful, handle to avoid breakage.
3. Universal Waste may only be stored up to one year.

Spill Procedures:

1. Clean-up released waste immediately
2. Place waste and debris into structurally sound sealable container
3. Mark container "Hazardous Waste" with the date, and the type of broken item inside.
4. Submit a hazardous waste form at ehs.wvu.edu
5. If it is a large spill that cannot be safely handled, follow Hazardous Waste Emergency Procedures – Contact EHS

Special Wastes

Special wastes are wastes that are not hazardous, not universal, not used oil but are regulated and can't be put into the regular trash nor down the drain without prior approval, for example Antifreeze.

General procedures:

1. Collect in a compatible container.
2. Keep container closed.
3. Label or mark the container as Special Waste and identify the contents.

Spill Procedures:

1. Stop and contain the release.
2. Clean-up the spill
3. Place it into an appropriate container
4. Keep container closed
5. Label or mark the container as Special Waste and identify the contents.
6. Submit a hazardous waste disposal form at ehs.wvu.edu

Assign the proper label to each of the following:

1.

Used Antifreeze

A. PCB Ballast
B. Non-PCB Ballast
C. Used Oil
D. Used Lamps
E. Haz Waste
F. Container on Hold-Depending Waste Determination
G. Special Waste

2.

Motor Oil

A. PCB Ballast
B. Non-PCB Ballast
C. Used Oil
D. Used Lamps
E. Haz Waste
F. Container on Hold-Depending Waste Determination
G. Special Waste

3.

Fluorescent Lamp

4.

PCB Ballast

5.



Gasoline

A. PCB Ballast
B. Non-PCB Ballast
C. Used Oil
D. Used Lamps
E. Hazardous Waste
F. Container on Hold-Depending Waste Determination
G. Special Waste

6.



7.

Electronic/No-PCB's Ballast

8.

Used/Unwanted Cylinder

A. PCB Ballast
B. Non-PCB Ballast
C. Used Oil
D. Used Lamps
E. Hazardous Waste
F. Container on Hold-Depending Waste Determination
G. Special Waste

9.

Aerosol Can

Waste Labeling Activity Answer Sheet

1. G. Special Waste
2. C. Used Oil
3. D. Used Lamps
4. A. PCB Ballast
5. E. Hazardous Waste
6. F. Container on Hold- Depending Waste Determination
7. B. Non-PCB Ballast
8. E. Hazardous Waste
9. E. Hazardous Waste

WVU Aerosol Can Puncturing Procedures

Do Not Puncture the Following:

- Cans Containing: Spray Foam Insulation, Freon, or Cans with Unknown Contents
- Gas Cylinders
- Fire Extinguishers

Contact Fire Control @ 3-8120 for disposal of Fire Extinguishers.
Label remaining above items as HAZARDOUS WASTE and submit a HAZARDOUS WASTE DISPOSAL FORM @ www.ehs.wvu.edu.

Step 1: Determine if the can should be punctured and recycled using list above.

Step 2: Select an area away from open flames, and well ventilated.

Step 3: Put on safety goggles.

Step 4: Be sure to remove cap from aerosol can prior to insertion. Insert aerosol can, NOZZLE END DOWN, into housing sleeve, so that the shoulder of can rests on gasket. For 1 inch "mini-cans" push shoulder of can beyond gasket.

Step 5: Lower the sliding top plate and FIRMLY engage against plastic sleeve, Tighten lock knob.

Step 6: Push handle down firmly until completely depressed and HOLD IN PLACE while can releases initial pressure and contents. Allow contents of the can to drain into the collection drum labeled as HAZARDOUS WASTE.

Step 7: Remove punctured can and place drained can into scrap metal recycling container.

Step 8: Return sliding top plate to closed position, Keep Closed except when adding or removing cans.

STEP 9: When HAZARDOUS WASTE collection drum is full submit HAZARDOUS WASTE DISPOSAL FORM @ www.ehs.wvu.edu