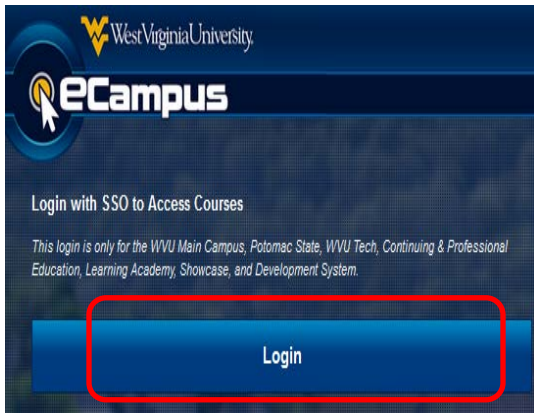
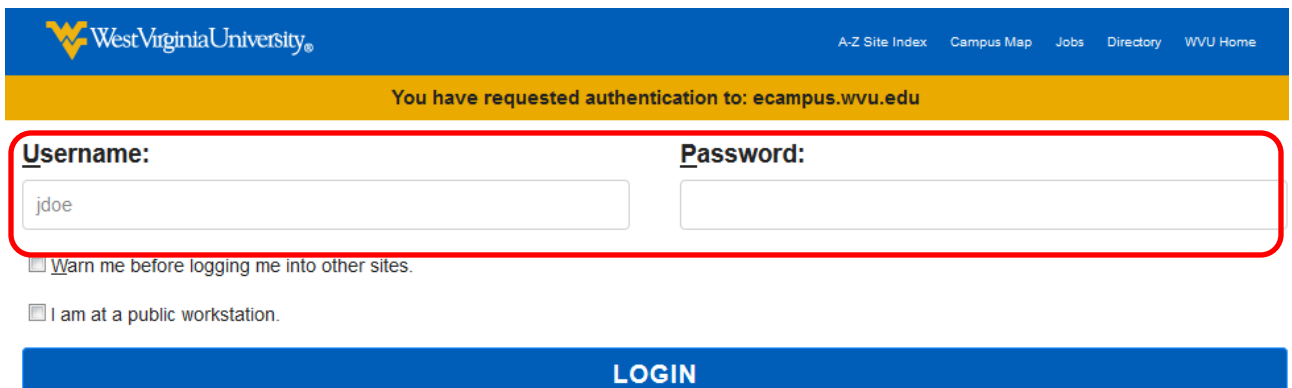


Instructions to enroll in the EHS Hazardous Waste Module 2017

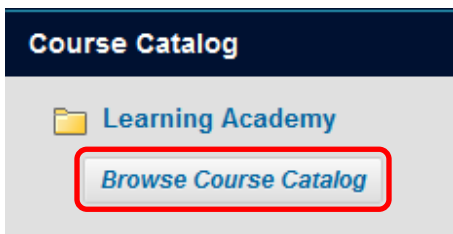
1. Log into eCampus at <https://ecampus.wvu.edu>. Select Login.



2. Enter your MyID for the username & password.

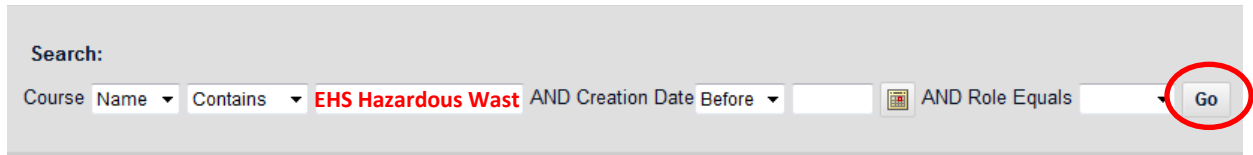


3. Click on the **Browse Course Catalog** button in the **Course Catalog** module under the **My WVU eCampus** tab (right side of the page).



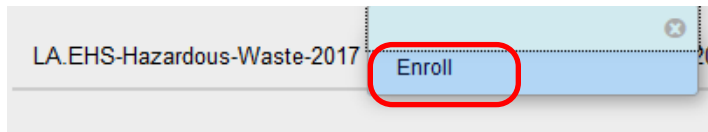
4. Enter **EHS Hazardous Waste 2017** in the **Search Catalog** fields and click **Go**.

Instructions to enroll in the EHS Hazardous Waste Module 2017




Search:
Course Name Contains **EHS Hazardous Wast** AND Creation Date Before AND Role Equals **Go**

5. Click the **Chevron** next to the search results and select **Enroll**.



LA.EHS-Hazardous-Waste-2017 **Enroll**

6. Enter the **Access Code** provided and click **Submit**. (Access Code: SALdRN7J).



Access Code

The system will take the user to a confirmation page. Once the user clicks **OK** at the bottom of the page, they will be sent directly to the course they just enrolled in. The user may begin working in the course immediately.