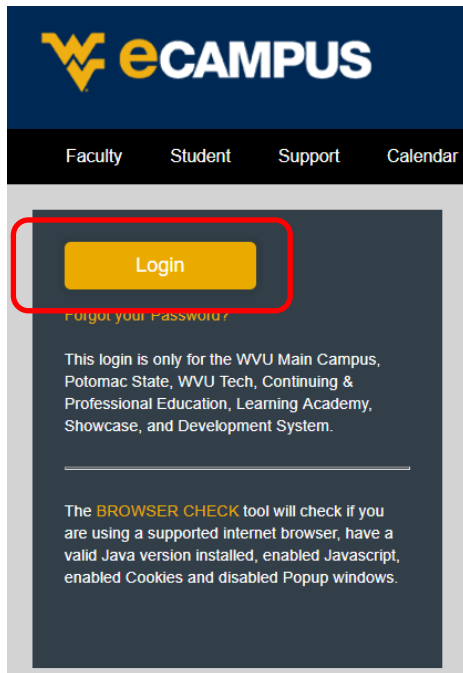
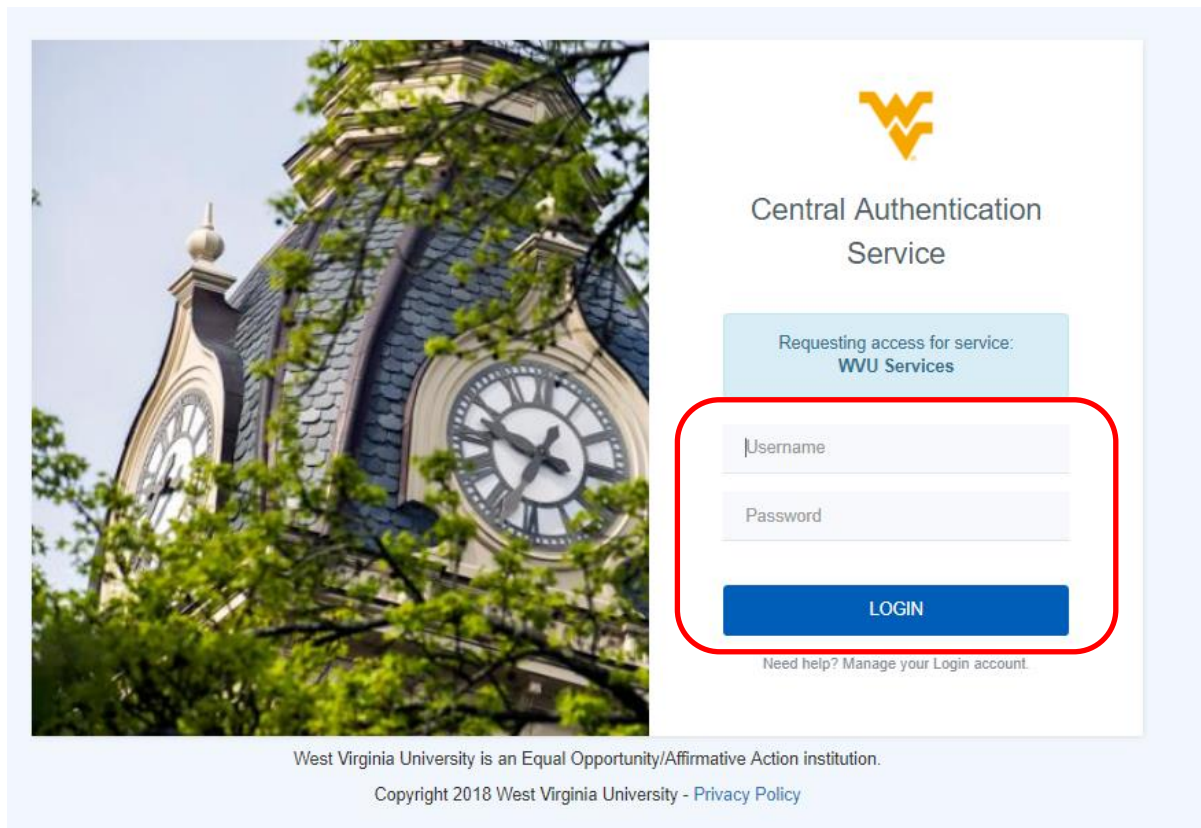


Instructions to enroll in EHS Hazard Communication, Laboratory Safety, and Hazardous Waste 2022

1. Access eCampus at <https://ecampus.wvu.edu>. Select Login.

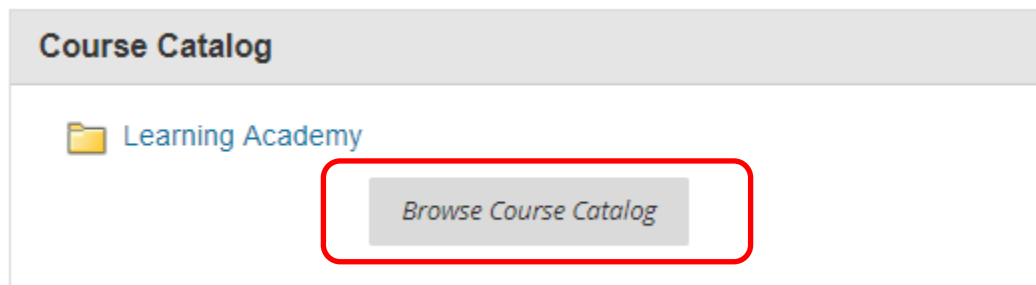


2. Enter your username and password. Complete DUO Two-Factor Authentication.

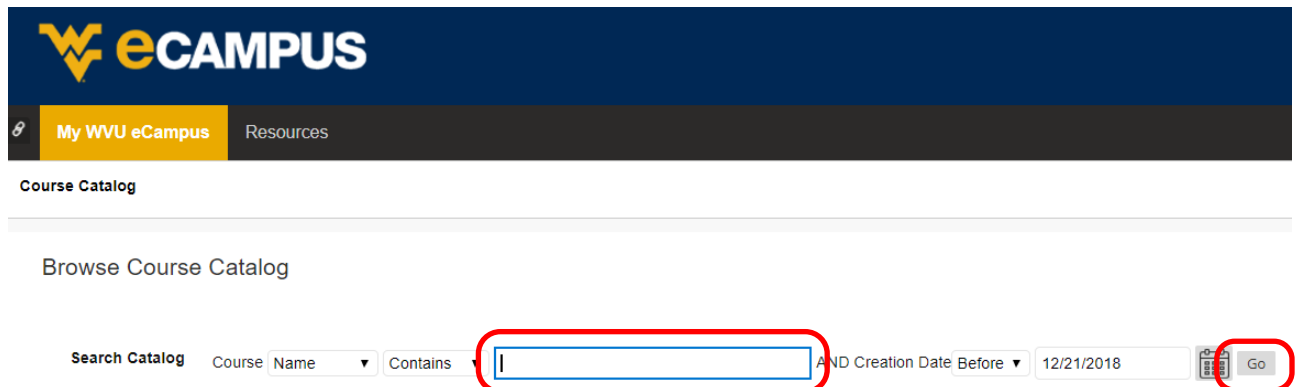


Instructions to enroll in EHS Hazard Communication, Laboratory Safety, and Hazardous Waste 2022

3. Click on the **Browse Course Catalog** button in the **Course Catalog** module after scrolling down to the lower right side of the page.



4. Enter **EHS Hazard Communication Lab Safety and Hazardous Waste Training 2022** in the **Search Catalog** field and click **Go**.



Instructions to enroll in EHS Hazard Communication, Laboratory Safety, and Hazardous Waste 2022

5. Hover the mouse over the **Course ID**

LA.EHS_Hazard_Communication_Lab_Safety_and_Hazardous_Waste_2022, click the **down arrow** and select **Enroll**.

The screenshot shows the WVU eCampus interface. At the top, there is a dark blue header with the 'eCAMPUS' logo. Below the header, there are navigation links for 'My WVU eCampus' and 'Resources'. Underneath, there are links for 'Course Catalog' and 'Learning Academy'. The main content area is titled 'Browse Course Catalog'. It features a search bar with the following options: 'Search Catalog', 'Course Name', 'Contains', 'EHS Hazard Communication and Laboratory', and 'AND Creation Date Before'. Below the search bar, there is a 'Browse Terms' section with a dropdown menu set to '-unspecified term-' and a 'Go' button. The main content area displays a table with two columns: 'COURSE ID' and 'COURSE NAME'. The first row shows the course ID 'LA.EHS_Hazard_Communication_Lab_Safety_and_Hazardous_W...' and the course name 'EHS Hazard Communication Lab Safety and Hazardous Waste Training 2022'. Below the course ID, there is a dropdown menu with an 'Enroll' option, which is highlighted with a red circle.

6. Enter the 2022 **Access Code** and click **Submit**. (2022 Access Code: **W6J3WHPJ**).

Access Code

W6J3WHPJ

The system will take the user to a confirmation page. Once the user clicks **OK** at the bottom of the page, they will be sent directly to the course they just enrolled in. The user may begin working in the course immediately.