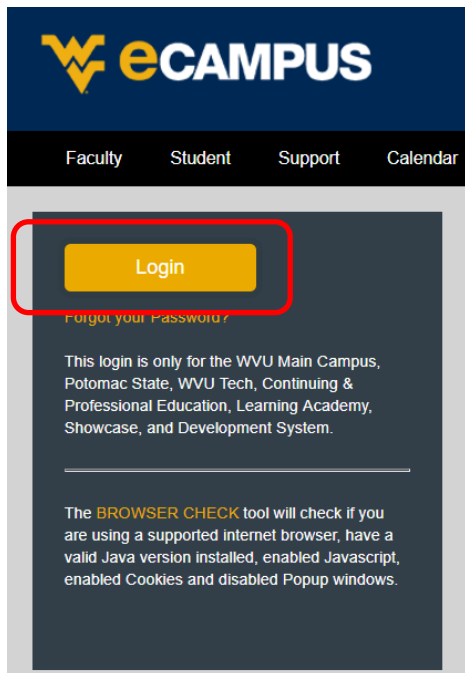



# Instructions to enroll in EHS Hazardous Waste 2022

1. Access eCampus at <https://ecampus.wvu.edu>. Select Login.




2. Enter your username and password. Complete DUO Two-Factor Authentication.

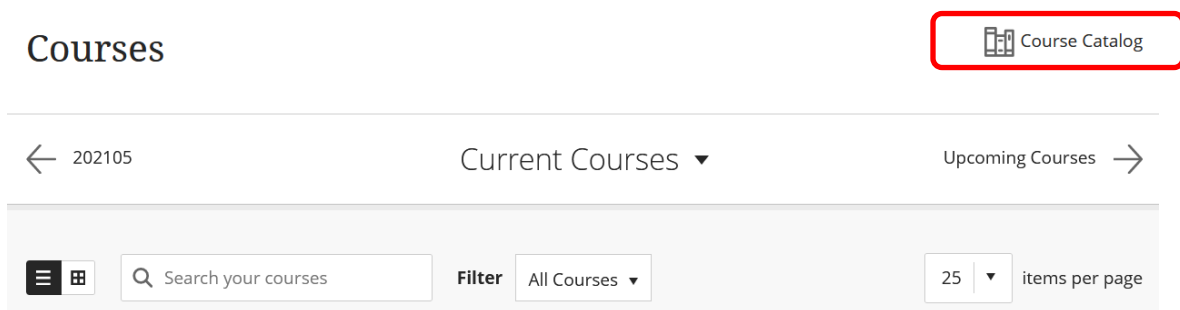


# Instructions to enroll in EHS Hazardous Waste 2022

3. Click on **Courses** in the left task bar.



4. Click the **Course Catalog** button on the top right of the webpage.



# Instructions to enroll in EHS Hazardous Waste 2022

5. Enter **EHS Hazardous Waste 2022** in the **Search Catalog** field and click **Go**.

Course Catalog


---

**Search Catalog**

Course Name ▾ Contains ▾

AND Creation Date Before ▾ 05/28/2022

6. Hover the mouse over the **Course ID** LA.EHS\_Hazardous\_Waste\_2022, click the **down arrow** and select **Enroll**.

COURSE ID	COURSE NAME 
LA.EHS_Hazardous_Waste_2022	EHS Hazardous Waste 2022

# Instructions to enroll in EHS Hazardous Waste 2022

7. Enter the 2022 **Access Code** and click **Submit**. (2022 Access Code: **DDS6N8M4**).

Access Code

**DDS6N8M4**

The system will take the user to a confirmation page. Once the user clicks **OK** at the bottom of the page, they will be sent directly to the course they just enrolled in. The user may begin working in the course immediately.