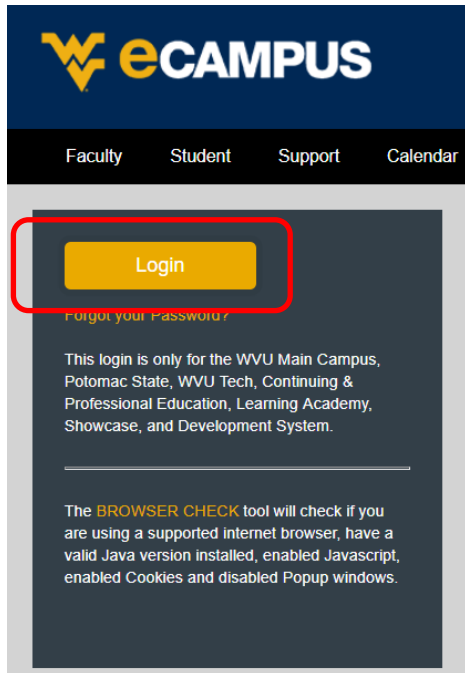
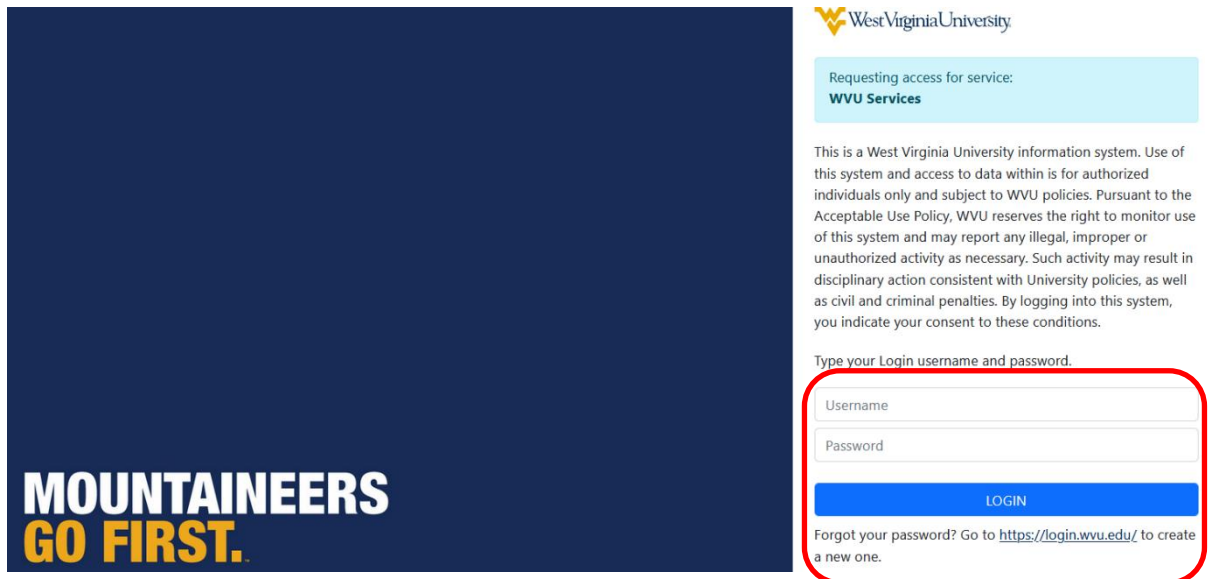


# Instructions to enroll in EHS Hazardous Waste 2026

1. Access eCampus at <https://ecampus.wvu.edu>. Select Login.




2. Enter your username and password. Complete DUO Two-Factor Authentication.

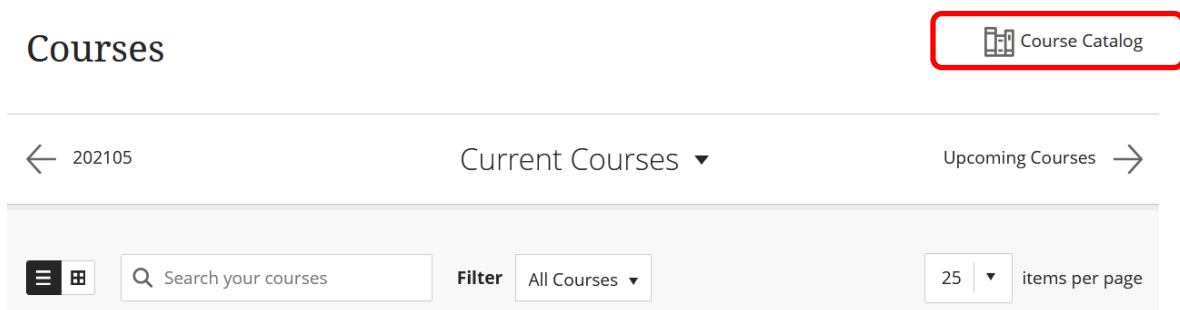


# Instructions to enroll in EHS Hazardous Waste 2026

3. Click on **Courses** in the left task bar.



4. Click the **Course Catalog** button on the top right of the webpage.



# Instructions to enroll in EHS Hazardous Waste 2026

5. Enter **EHS Hazardous Waste 2026** in the **Search Catalog** field and click **Go**.

Course Catalog

---

**Search Catalog**

Course Name ▾ Contains ▾

AND Creation Date Before ▾ 05/28/2022

6. Hover the mouse over the **Course ID** LA.EHS\_Hazardous\_Waste\_2026, click the **down arrow** and select **Enroll**.

COURSE ID ▲	COURSE NAME
LA.EHS_Hazardous_Waste_2026	EHS Hazardous Waste 2026

# Instructions to enroll in EHS Hazardous Waste 2026

7. Enter the 2026 **Access Code** and click **Submit**. (2026 Access Code: **HSW5294K**).

Access Code

**HSW5294K**

The system will take the user to a confirmation page. Once the user clicks **OK** at the bottom of the page, they will be sent directly to the course they just enrolled in. The user may begin working in the course immediately.