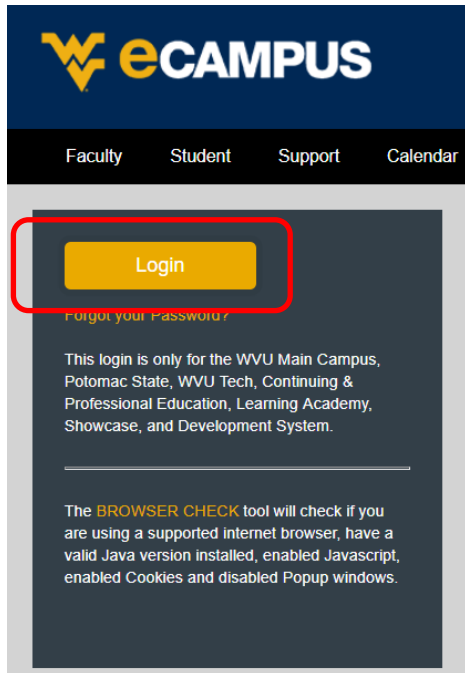
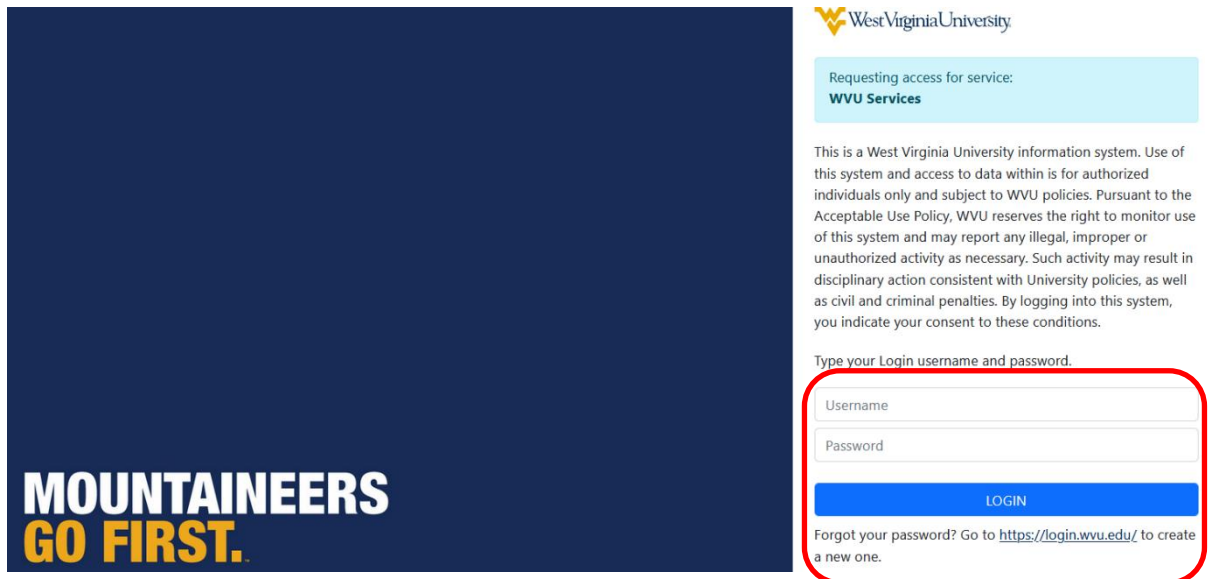


Instructions to enroll in EHS Driver Safety 2026

1. Access eCampus at <https://ecampus.wvu.edu>. Select Login.

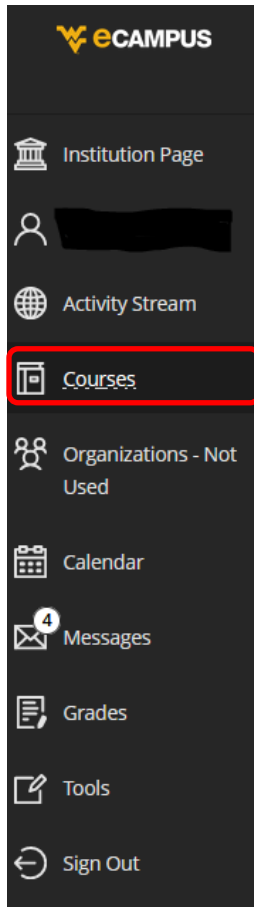


2. Enter your username and password. Complete DUO Two-Factor Authentication.

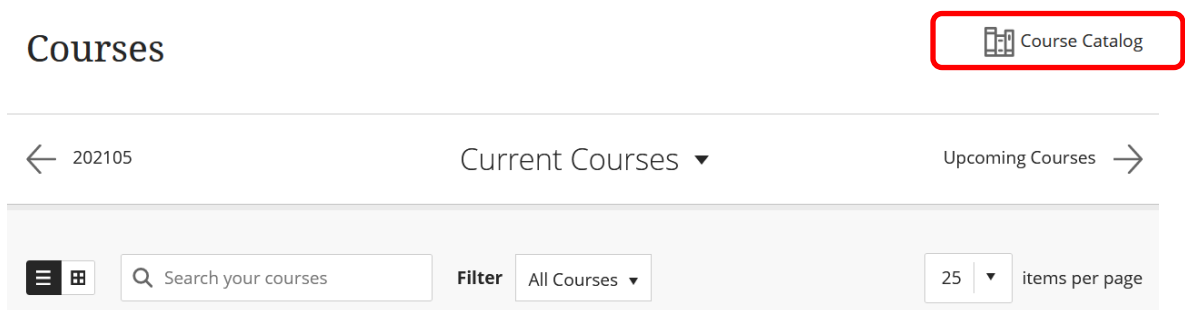


Instructions to enroll in EHS Driver Safety 2026

- Click on **Courses** in the left task bar.



- Click the **Course Catalog** button on the top right of the webpage.



Instructions to enroll in EHS Driver Safety 2026

5. Enter **EHS-Driver-Safety-2026** in the **Search Catalog** field and click **Go**.


Course Catalog

Search Catalog

Course Name Contains

AND Creation Date Before 05/28/2022

6. Hover the mouse over the **Course ID** LA.EHS_Driver_Safety_2026, click the **down arrow** and select **Enroll**.

| COURSE ID  | COURSE NAME |
|---|------------------------|
| LA.EHS_Driver_Safety_2026 | EHS Driver Safety 2026 |

7. Enter the 2026 **Access Code** and click **Submit**. (2026 Access Code: **F22E95HA**).

Access Code

The system will take the user to a confirmation page. Once the user clicks **OK** at the bottom of the page, they will be sent directly to the course they just enrolled in. The user may begin working in the course immediately.