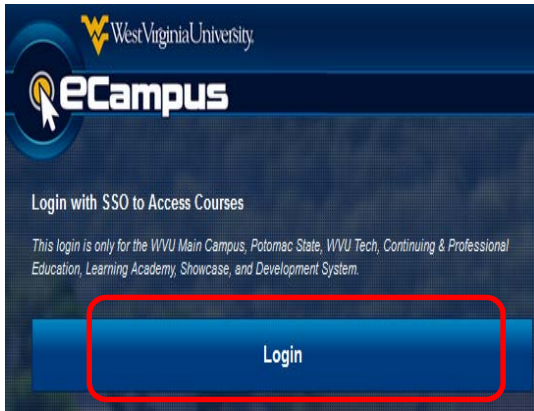
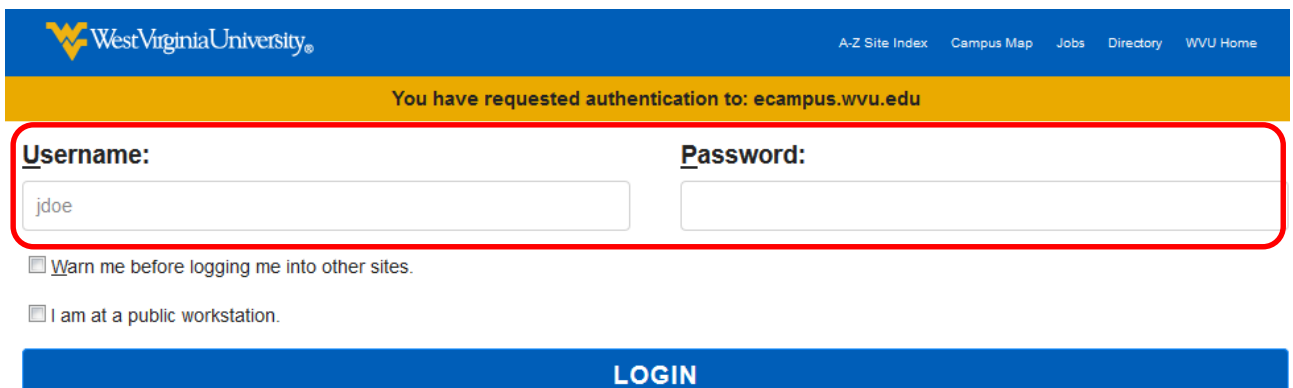


# Instructions to enroll in the EHS Hazardous Waste 2016

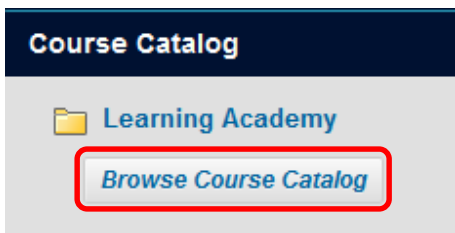
1. Log into eCampus at <https://ecampus.wvu.edu>. Select Login.



2. Enter your MyID for the username & password.



3. Click on the **Browse Course Catalog** button in the **Course Catalog** module under the **My WVU eCampus** tab (right side of the page).



4. Enter **EHS Hazardous Waste 2016** in the **Search Catalog** fields and click **Go**.

# Instructions to enroll in the EHS Hazardous Waste 2016

Search:

Course Name ▾ Contains ▾ **EHS Hazardous W** AND Creation Date Before ▾  AND Role Equals ▾  **Go**

5. Click the **Chevron** next to the search results and select **Enroll**.

LA.EHS-Hazardous-Waste-2016

**Enroll**

6. Enter the **Access Code** provided and click **Submit**.

Access Code

The system will take the user to a confirmation page. Once the user clicks **OK** at the bottom of the page, they will be sent directly to the course they just enrolled in. The user may begin working in the course immediately.