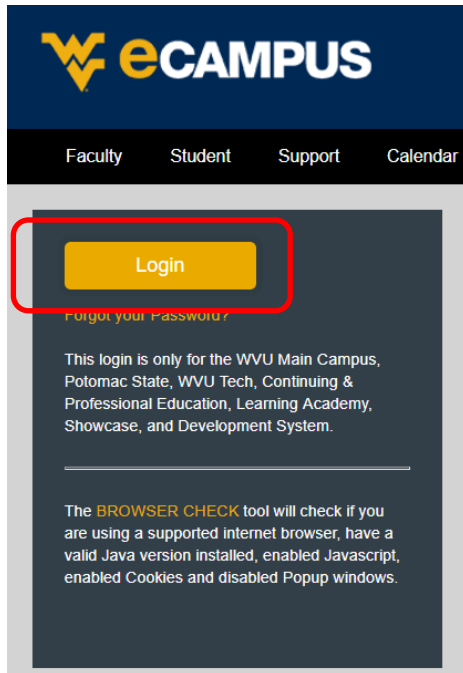
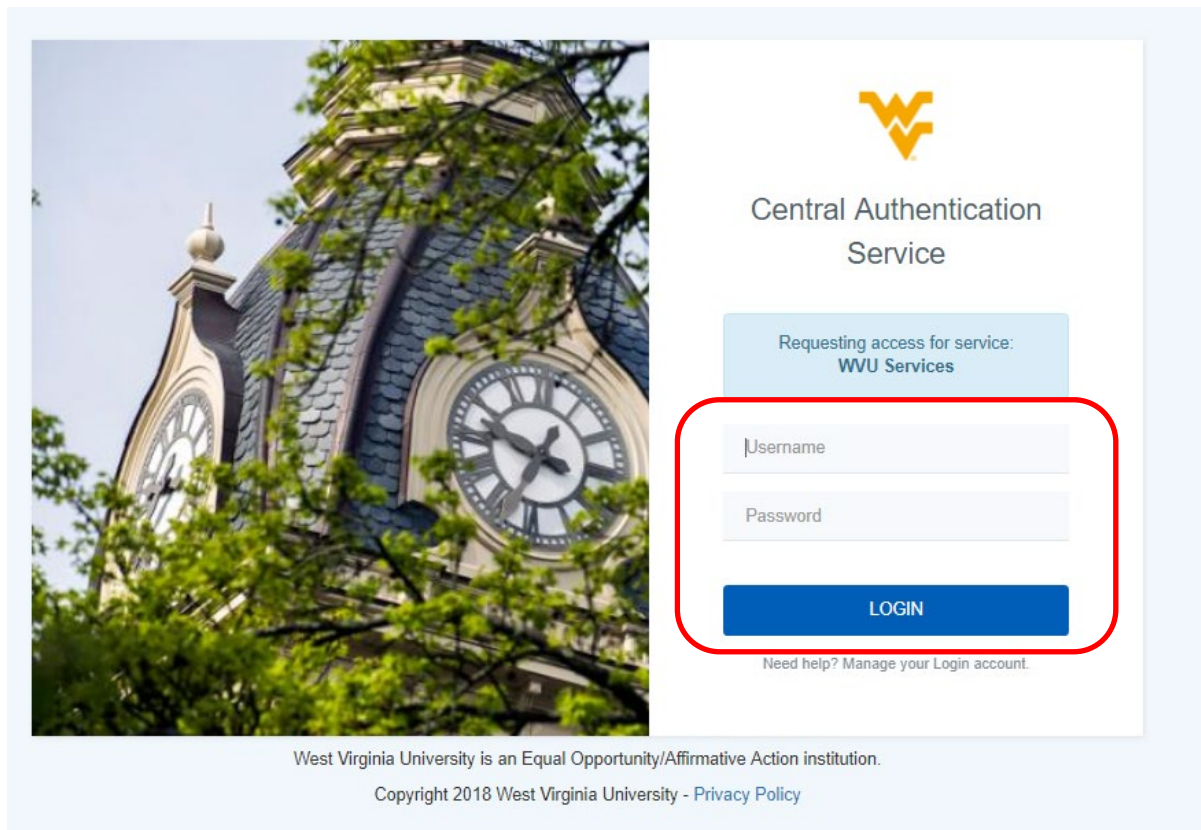


# Instructions to enroll in EHS Hazard Communication, Laboratory Safety, and Hazardous Waste 2020

1. Access eCampus at <https://ecampus.wvu.edu>. Select Login.

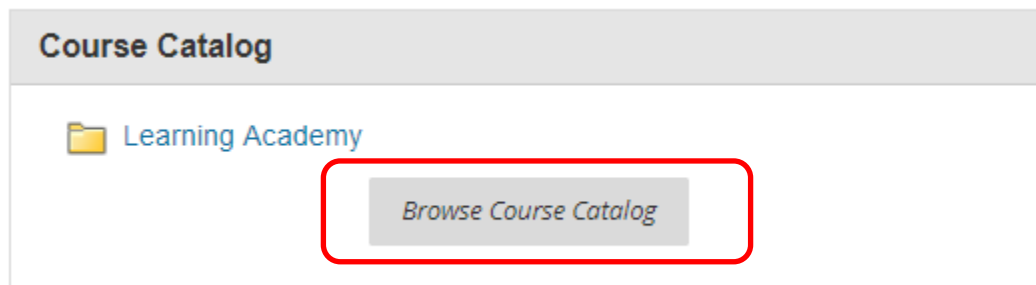


2. Enter your username and password. Complete DUO Two-Factor Authentication.

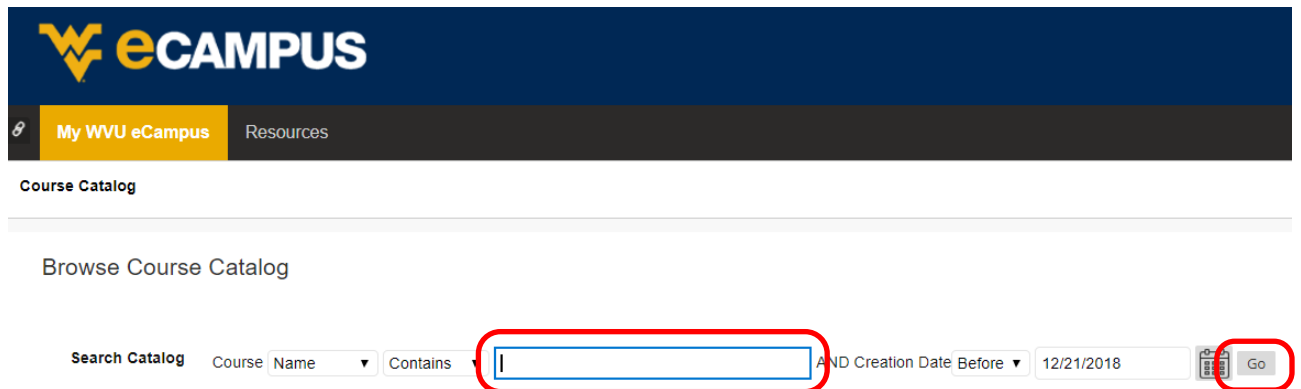


# Instructions to enroll in EHS Hazard Communication, Laboratory Safety, and Hazardous Waste 2020

3. Click on the **Browse Course Catalog** button in the **Course Catalog** module after scrolling down to the lower right side of the page.



4. Enter **EHS Hazard Communication Lab Safety and Hazardous Waste Training 2020** in the **Search Catalog** field and click **Go**.



# Instructions to enroll in EHS Hazard Communication, Laboratory Safety, and Hazardous Waste 2020

5. Hover the mouse over the **Course ID**

LA.EHS\_Hazard\_Communication\_Lab\_Safety\_and\_Hazardous\_Waste\_2020, click the **down arrow** and select **Enroll**.

My WVU eCampus Resources

Course Catalog Learning Academy

Browse Course Catalog

Search Catalog Course Name Contains EHS Hazard Communication and Laboratory AND Creation Date Before

Browse Terms  
Select a term to see only courses belonging to that term  
-unspecified term- Go

COURSE ID	COURSE NAME
LA.EHS_Hazard_Communication_Lab_Safety_and_Hazardous_W...	EHS Hazard Communication Lab Safety and Hazardous Waste Training 2020

Enroll

6. Enter the 2020 **Access Code** and click **Submit**. (2020 Access Code: **M8DAP4HK**).

Access Code

**M8DAP4HK**

The system will take the user to a confirmation page. Once the user clicks **OK** at the bottom of the page, they will be sent directly to the course they just enrolled in. The user may begin working in the course immediately.