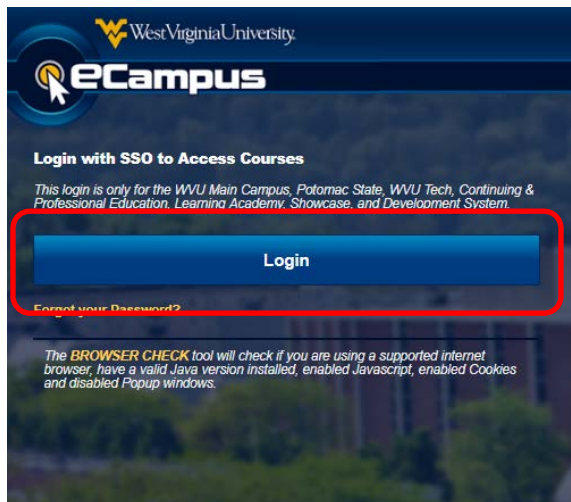
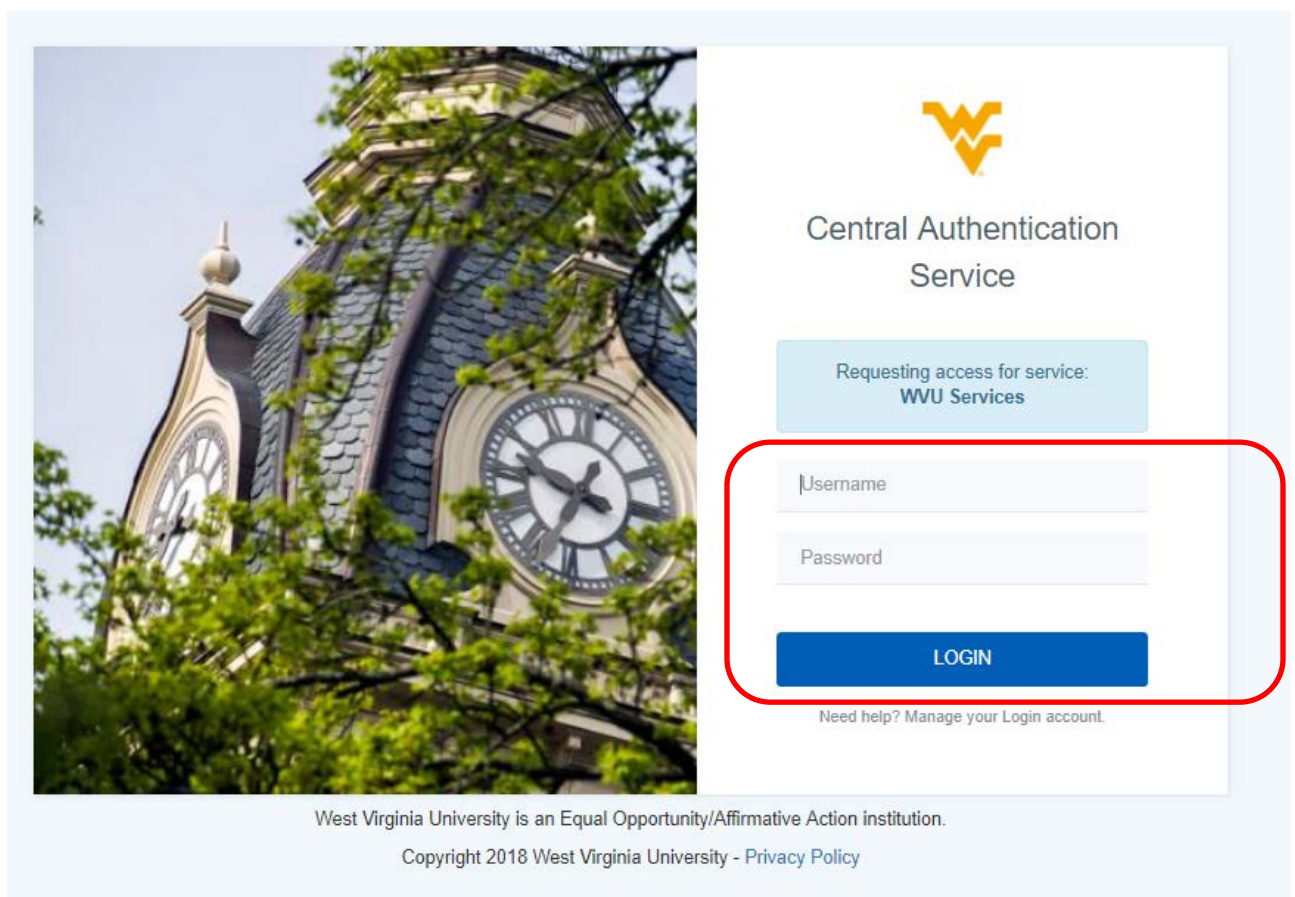


# Instructions to enroll in the EHS Hazard Communication and Laboratory Safety 2018

1. Log into eCampus at <https://ecampus.wvu.edu>. Select Login.

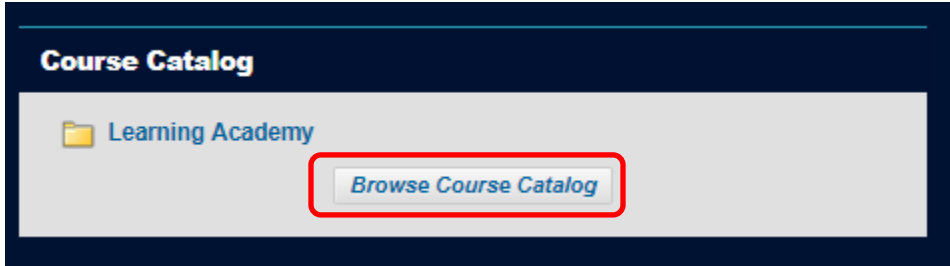


2. Enter your MyID for the username & password.

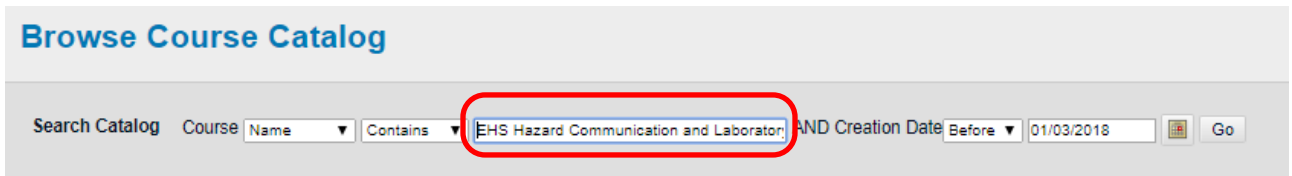


# Instructions to enroll in the EHS Hazard Communication and Laboratory Safety 2018

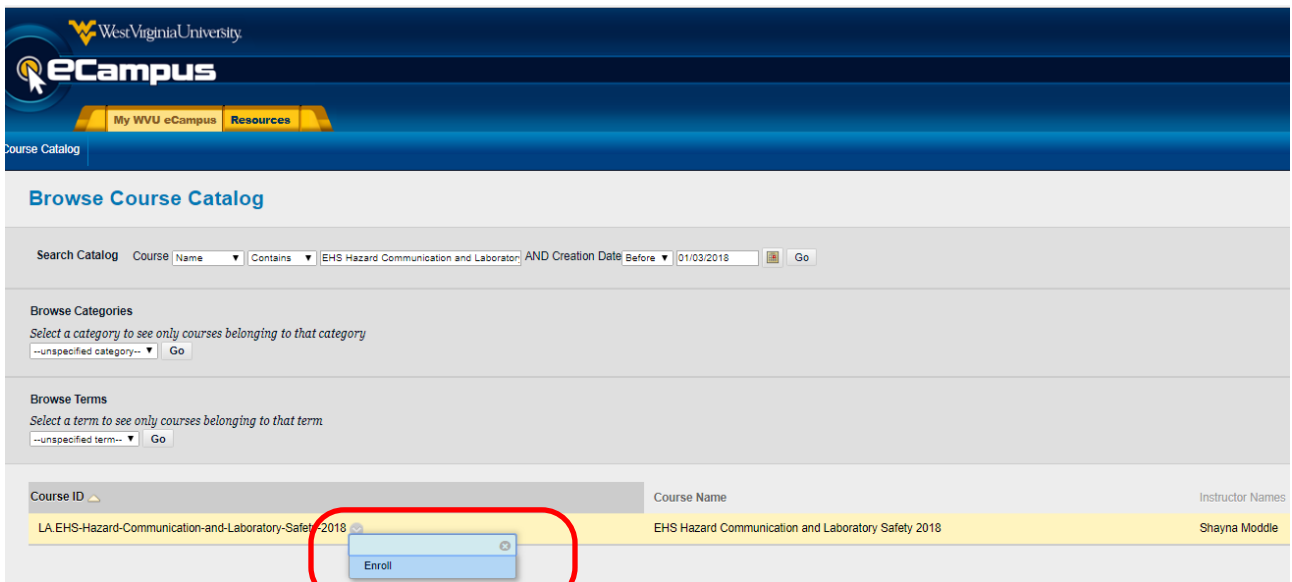
- Click on the **Browse Course Catalog** button in the **Course Catalog** module under the **My WVU eCampus** tab (bottom right side of the page).



- Enter **EHS Hazard Communication and Laboratory Safety 2018** in the **Search Catalog** field and click **Go**.



- Hover the mouse over the **Course ID** LA.EHS-Hazard-Communication-and-Laboratory-Safety-2018, click the **down arrow** and select **Enroll**.



# Instructions to enroll in the EHS Hazard Communication and Laboratory Safety 2018

6. Enter the 2018 **Access Code** provided and click **Submit**. (2018 Access Code: TYPVWCSY).

A screenshot of a web form for enrollment. It features a light gray background. On the left, the text "Access Code" is displayed in a blue, sans-serif font. To its right is a white rectangular input field with a thin gray border. Inside this field, the text "TYPVWCSY" is written in a bold, red, sans-serif font.

The system will take the user to a confirmation page. Once the user clicks **OK** at the bottom of the page, they will be sent directly to the course they just enrolled in. The user may begin working in the course immediately.