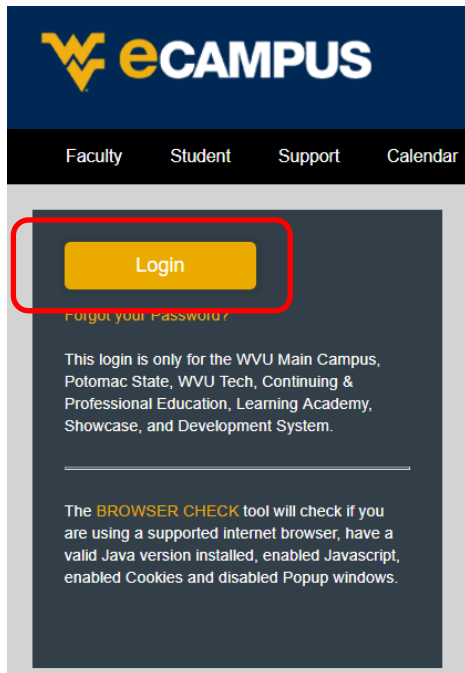



Instructions to enroll in EHS Hazard Communication and Laboratory Safety 2026

1. Access eCampus at <https://ecampus.wvu.edu>. Select Login.




2. Enter your username and password. Complete DUO Two-Factor Authentication.

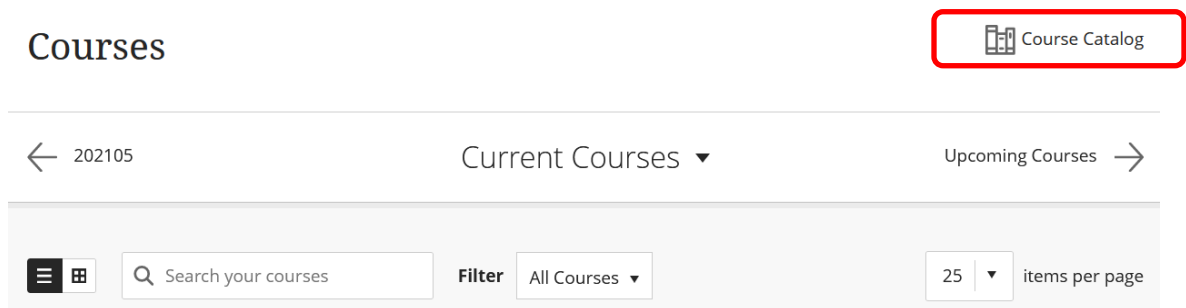


Instructions to enroll in EHS Hazard Communication and Laboratory Safety 2026

3. Click on **Courses** in the left task bar.



4. Click the **Course Catalog** button on the top right of the webpage.



Instructions to enroll in EHS Hazard Communication and Laboratory Safety 2026

5. Enter **EHS Hazard Communication and Laboratory Safety 2026** in the **Search Catalog** field and click **Go**.


Course Catalog

Search Catalog

Course Name Contains

AND Creation Date Before 05/28/2022 Go

6. Hover the mouse over the **Course ID** LA.EHS_Hazard_Communication_and_Laboratory_Safety_2026, click the **down arrow** and select **Enroll**.

COURSE ID 	COURSE NAME
LA.EHS_Hazardous_Communication_and_Laboratory_S...	EHS Hazard Communication and Laboratory Safety 2026

Enroll

Instructions to enroll in EHS Hazard Communication and Laboratory Safety 2026

7. Enter the 2026 **Access Code** and click **Submit**. (2026 Access Code: **YkCZa1jB**).

Access Code

YkCZa1jB

The system will take the user to a confirmation page. Once the user clicks **OK** at the bottom of the page, they will be sent directly to the course they just enrolled in. The user may begin working in the course immediately.