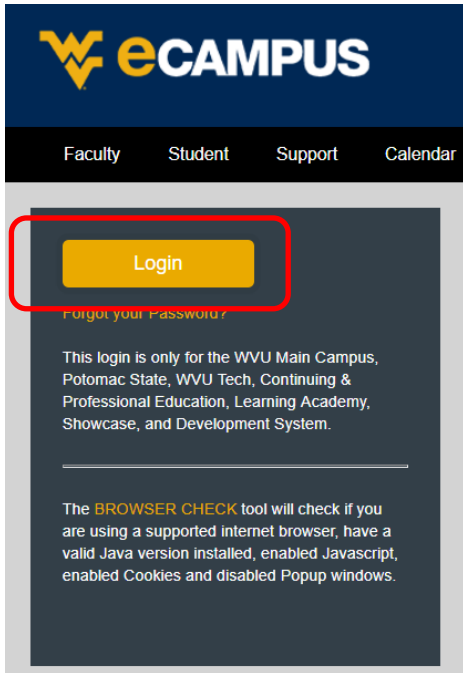
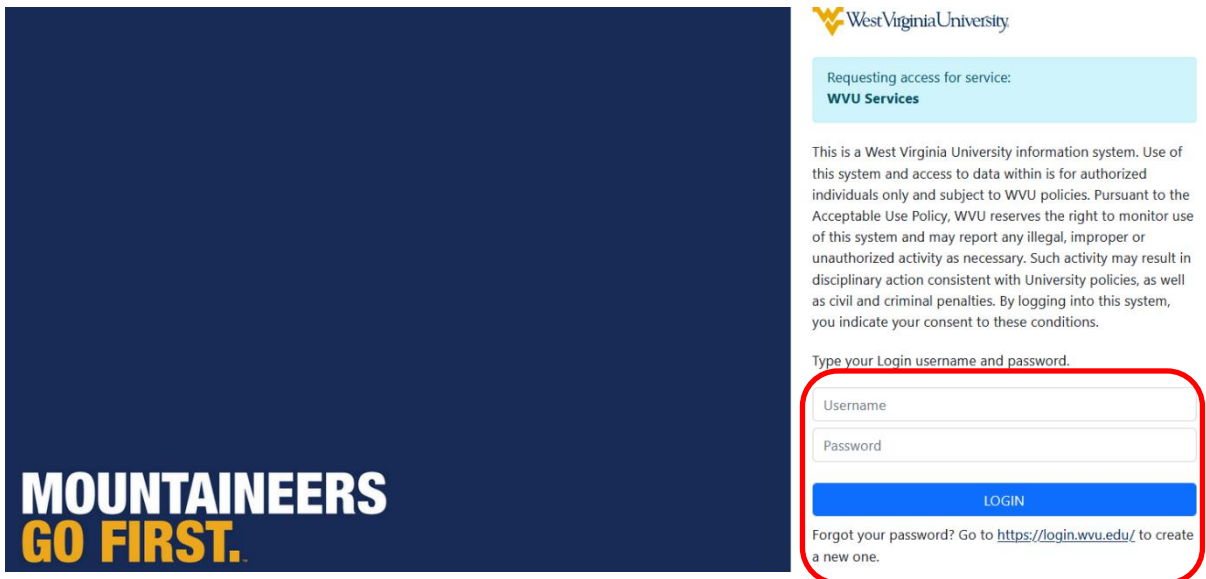


Instructions to enroll in EHS Hazard Communication and Laboratory Safety 2023

1. Access eCampus at <https://ecampus.wvu.edu>. Select Login.




2. Enter your username and password. Complete DUO Two-Factor Authentication.

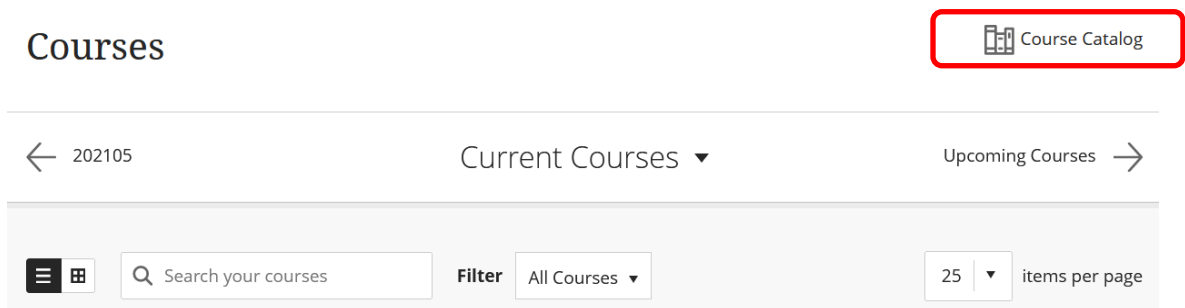


Instructions to enroll in EHS Hazard Communication and Laboratory Safety 2023

3. Click on **Courses** in the left task bar.

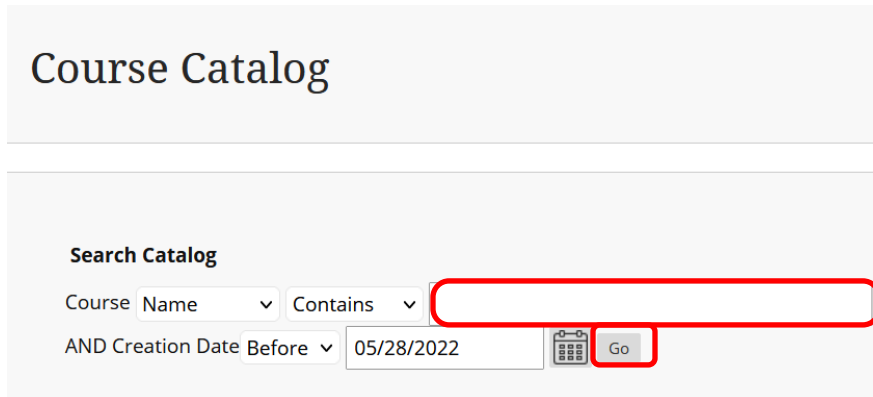


4. Click the **Course Catalog** button on the top right of the webpage.



Instructions to enroll in EHS Hazard Communication and Laboratory Safety 2023

5. Enter **EHS Hazard Communication and Laboratory Safety 2023** in the **Search Catalog** field and click **Go**.




Course Catalog


Search Catalog

Course Name Contains

AND Creation Date Before

6. Hover the mouse over the **Course ID** LA.EHS_Hazard_Communication_and_Laboratory_Safety_2023, click the **down arrow** and select **Enroll**.



COURSE ID 	COURSE NAME
LA.EHS_Hazardous_Communication_and_Laboratory_S...	EHS Hazard Communication and Laboratory Safety 2023

Instructions to enroll in EHS Hazard Communication and Laboratory Safety 2023

7. Enter the 2023 **Access Code** and click **Submit**. (2023 Access Code: **ewPyYi4A**).

Access Code

ewPyYi4A

The system will take the user to a confirmation page. Once the user clicks **OK** at the bottom of the page, they will be sent directly to the course they just enrolled in. The user may begin working in the course immediately.